

# HATE CRIME TRACKER

JUNE - AUGUST 2025



Association for  
Protection of  
Civil Rights





# Introduction

There were 141 reported hate crimes and 102 incidents of hate speech between June and August 2025. Each of these months saw over 45 reported incidents, maintaining a worrying trend from earlier in the year. This report highlights a growing crisis surrounding the safety, dignity, and rights of religious minorities in India. This crisis is represented not only in the number of individuals being targeted for their affiliation to a minority religious group like Muslims or Christians, but also by the surge in attacks targeting religious symbols and places of worship. Increasingly, violence and acts of intimidation are directed not just against individuals but toward the very icons and locations that represent minority faiths, such as churches, mosques, shrines, and religious artifacts. This systematic targeting extends from physical assaults on prayer services and vandalism of sacred spaces, to the desecration and forced removal of religious symbols. Legal protections have also proven inadequate, with publicly reported data showing only 22 out of 141 hate crimes and 4 out of 102 hate speech incidents have resulted in FIRs. At the very least, this represents a critical failure of the law and order machinery, if not outright complicity in creating an atmosphere of impunity for violence to be carried out against religious minority communities.

Mob violence, physical assaults, and attacks on religious sites and symbols have become distressingly common to the point of becoming almost routine, with even deaths and incidents of mob violence failing to garner any kind of meaningful reaction from the civil society at large. The persistence of these incidents not only threatens the immediate safety of individuals but also erodes religious minorities' confidence in exercising their faith openly, accessing public spaces, and expressing their identities without fear of reprisal or humiliation.

Attacks on visible religious identity - and the impunity with which they are carried out - have a deep psychological impact, stoking fear and insecurity within minority communities, and sending a chilling message that their cultural and spiritual expressions are increasingly unwelcome and unsafe.

The data from these three months also highlights a continuing trend of normalization of hate speech in Indian politics: of the 102 reported hate speech incidents, the majority were made at public rallies and gatherings, with explicit incitement to violence against minorities. A look at the political affiliations of the people making the hate speeches confirms another widely acknowledged but rarely addressed public truth — members of the ruling Bharatiya Janata Party (BJP) accounted for 70 such incidents, and other right-wing groups like Vishwa Hindu Parishad and Bajrang Dal made frequent appearances. Chief Ministers, other elected officials, and religious leaders also contributed to this climate of intolerance, routinely invoking offensive stereotypes and attacking religious symbols in their discourse. It is worth reiterating that only 4 of the 102 hate speeches reported in this period had FIRs registered against them. This is despite the existence of Supreme Court orders directing state governments to take suo moto cognisance of hate speech incidents and file FIRs even if no individual complainants have come forward.

This visible, recurrent use of hate speech in politics not only poisons public debate, but as political actors mainstream the rhetoric of division and demonization, the fabric of secularism and pluralism risks irreparable damage.

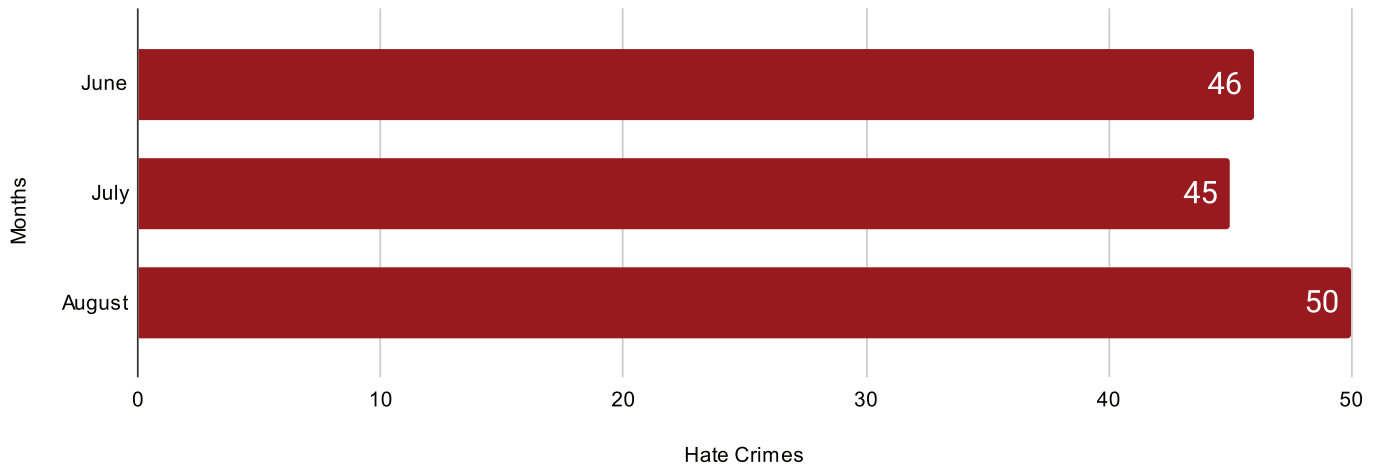
Ultimately, the unchecked assault on religious symbols, and the recurrent use of hate speech in politics, not only violate constitutional rights and international norms of religious freedom, but also undermine the social fabric and pluralist tradition of Indian democracy. It also legitimizes discriminatory attitudes toward minorities, making hatred and exclusion routine rather than exceptional. Without sustained accountability, legal reform, and proactive protection, religious minority communities are not only victims of direct and routine physical violence, but also left to feel increasingly unsafe and marginalised in daily life.

# Key Findings

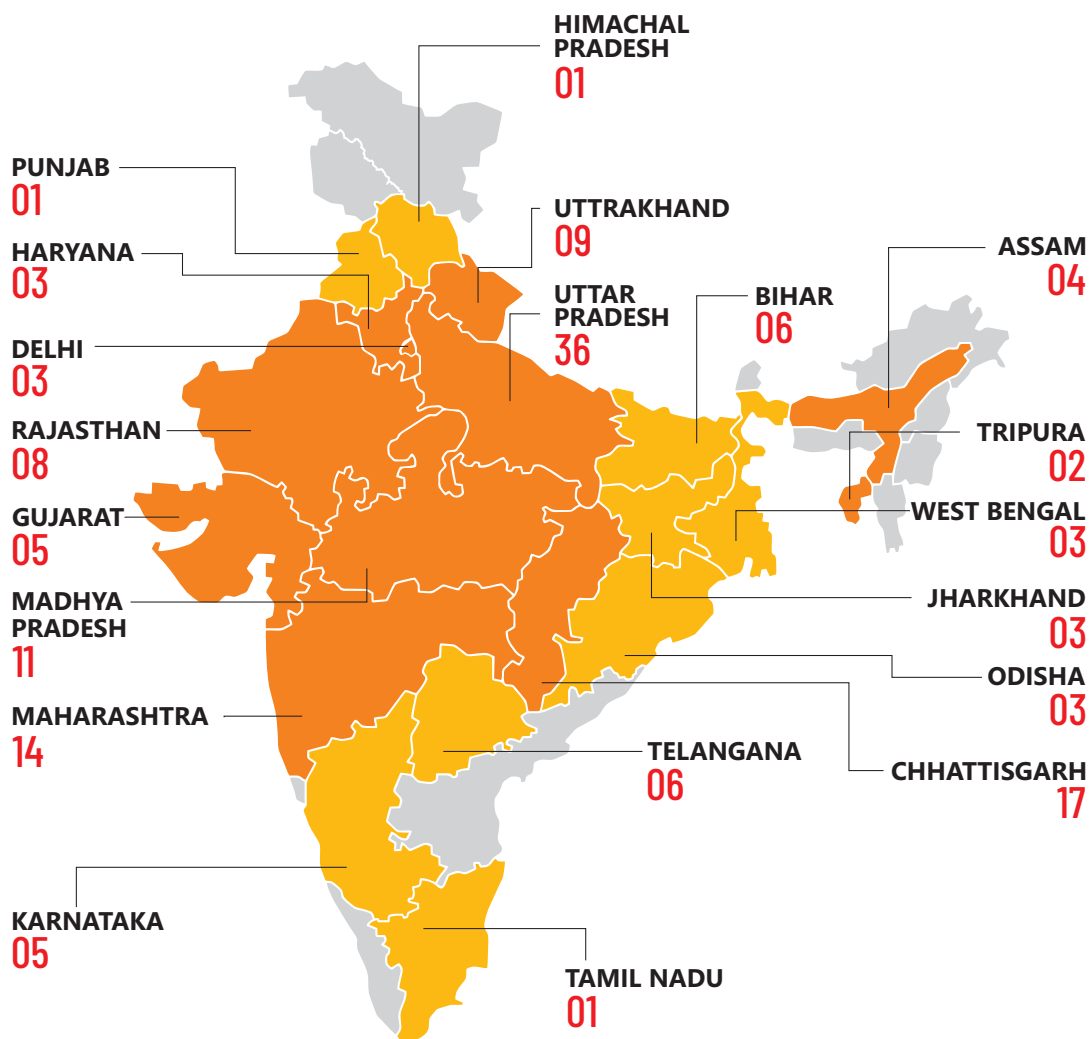
- 141 incidents of Hate Crime and 102 incidents of Hate Speech were recorded.
- 36 incidents targeted Christians.
- 202 incidents targeted Muslims
- All three months saw over 40 incidents being reported, which is true of every month this year except January.
- Only 4 out of 102 incidents of **Hate Speech** led to the filing of FIRs.
- 22 out of 141 **Hate Crimes** led to the filing of FIRs.

# Hate Crime

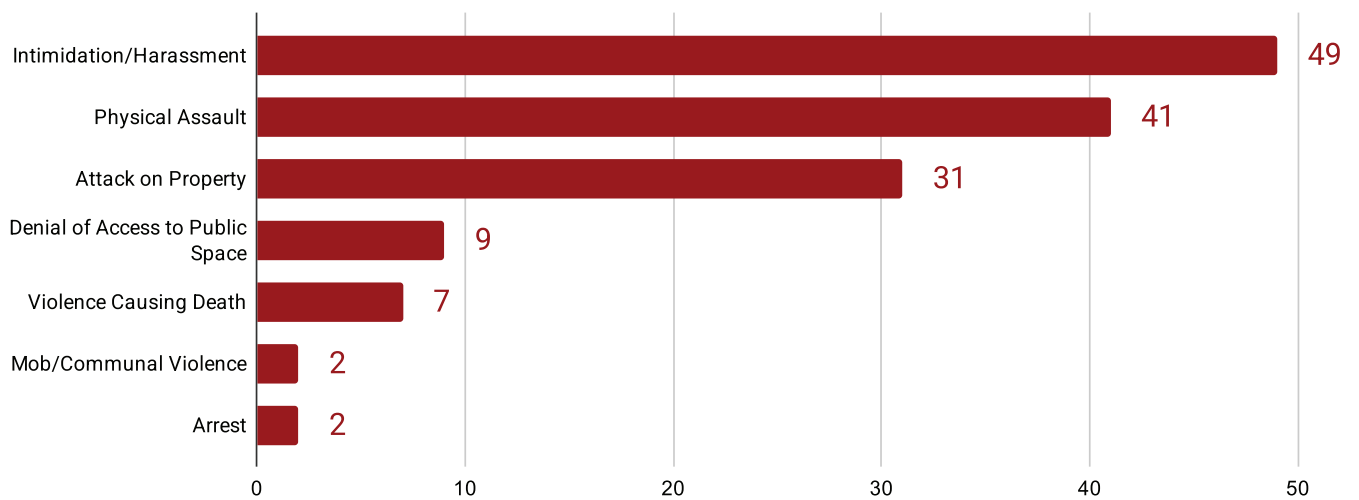
Most incidents of Hate Crime occurred in the month of August [50].



Uttar Pradesh [36], Chhattisgarh[17], and Maharashtra [14] were the most affected areas.



Most Hate Crimes involved Intimidation/Harassment [49], Physical Assault [41], and Attack on Property [31]. 115 Hate Crimes involved the presence of mobs.



**Physical Assault:** Seven of the physical assaults were mob lynchings.



(BJP Members attacked Muslim cattle traders: Durgapur, West Bengal. 31 July)



(Former BJP MP assaulted a Muslim family: Tumakuru-Bengaluru National Highway, Karnataka. 23 June)



(Muslim rug trader attacked by a mob: Mukteshwar, Uttarakhand. 17 June)

**Intimidation/Harassment:** A breakdown of Hate Crimes involving intimidation and harassment revealed that acts of "Protest/Objection" to the presence of religious minorities, "Verbal Abuse" of individuals, and "Threats" issued both to the administration and individuals, were the most recurring modes of intimidating and/or harassing Muslims and Christians. Other modes included conspiracies, denial of access, misbehaviour, accusations of infiltrating, economic delimitation, sexual harassment, and acts of public humiliation, such as parading and being forced to say religious slogans.

**Attack on Property:** 39 sites were targeted. Of these, vehicles were mostly targeted, followed by Mosques and Churches. The Tracker documented that 19 places having religious significance, such as Churches, Mosques, and Shrines, were targeted. Individually owned properties, such as houses and commercial establishments, were also targeted in the same number [19]. 1 School was also targeted.



*(Mosque attacked in Pune: Yavat Village, Pune. 1 August)*



---

*(Church attacked over burial of a Christian man in village: Kanker, Chhattisgarh. 28 July)*



---

*(Slipper hurled at a mosque by Hindu processionists: Ujjain, Rajasthan. 27 June)*

Hate Crimes attacked visible religiosity the most, followed by allegations of religious conversions, and religious processions or celebrations of festivals. The Tracker lodged 41 of the Hate Crimes that occurred in the backdrop of religious festivals/processions/activities. Of these, 17 involved Christian prayers, 14 involved Muslim Festivals, and 10 involved Hindu Festivals.

# Disputed Sites of Worship

Hate Crimes led to the recording of three emerging Sites of Worship of Muslims where Hindutva groups have laid claim. These are:

- Imambara in Durga Kund, Varanasi,
- The tomb in Fatehpur that was targeted twice, and
- Dargah in Firozabad.



*Imambara, Varanasi*



*Dargah, Firozabad*



*Tomb, Fatehpur*

Of these, the tomb in Fatehpur and the Dargah in Firozabad have been attacked, leading to significant damage to the existing structures. A Hindu idol was also installed in the Dargah at Firozabad. While the Imambara in Varanasi faces a claim of being a disputed site.

In addition to this, the Tracker mapped 5 Hate Speech incidents targeting religious buildings of the Muslim community, including mosques and tombs.

### **Victims of Hate Crime**

- 462 individuals were targeted in three months.
- 84% men and 16% women.
- 5 Children and 2 Senior Citizens were harmed.
- 370 Muslims, 86 Christians, and 6 Hindus were harmed.
- 7 Muslims died. All were lynched to death by mobs.

### **Perpetrators**

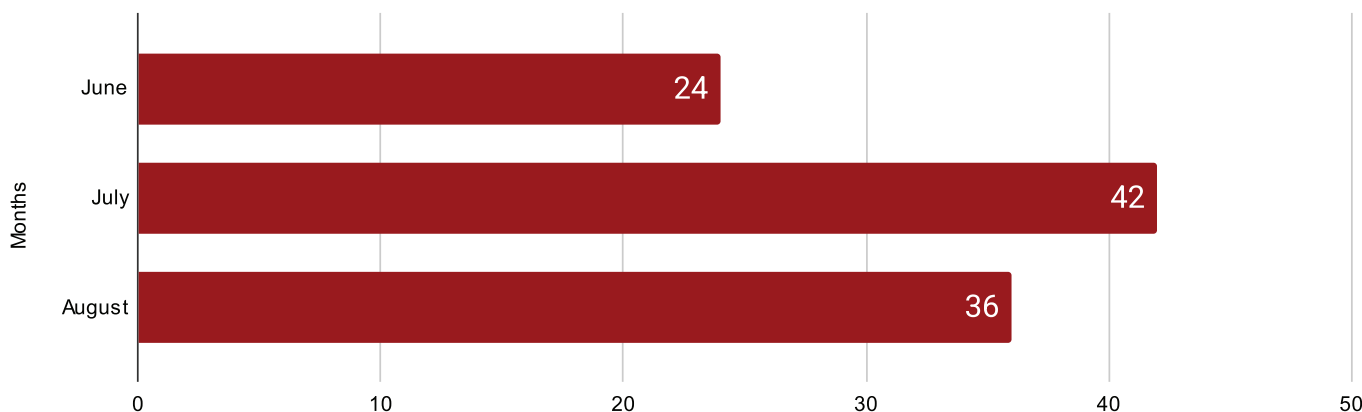
- The Tracker recorded 82 Hate Crimes that involved a political party or affiliated outfits. Bajrang Dal was involved in most incidents [26], followed by Vishwa Hindu Parishad [16] and Bharatiya Janata Party [12].
- In 20 Hate Crimes, the Tracker logged complicity of State Actors. Police were most involved. Other State Actors included authorities of an educational institute, elected governing bodies, and sub-divisional officers of revenue.

### **Prosecution**

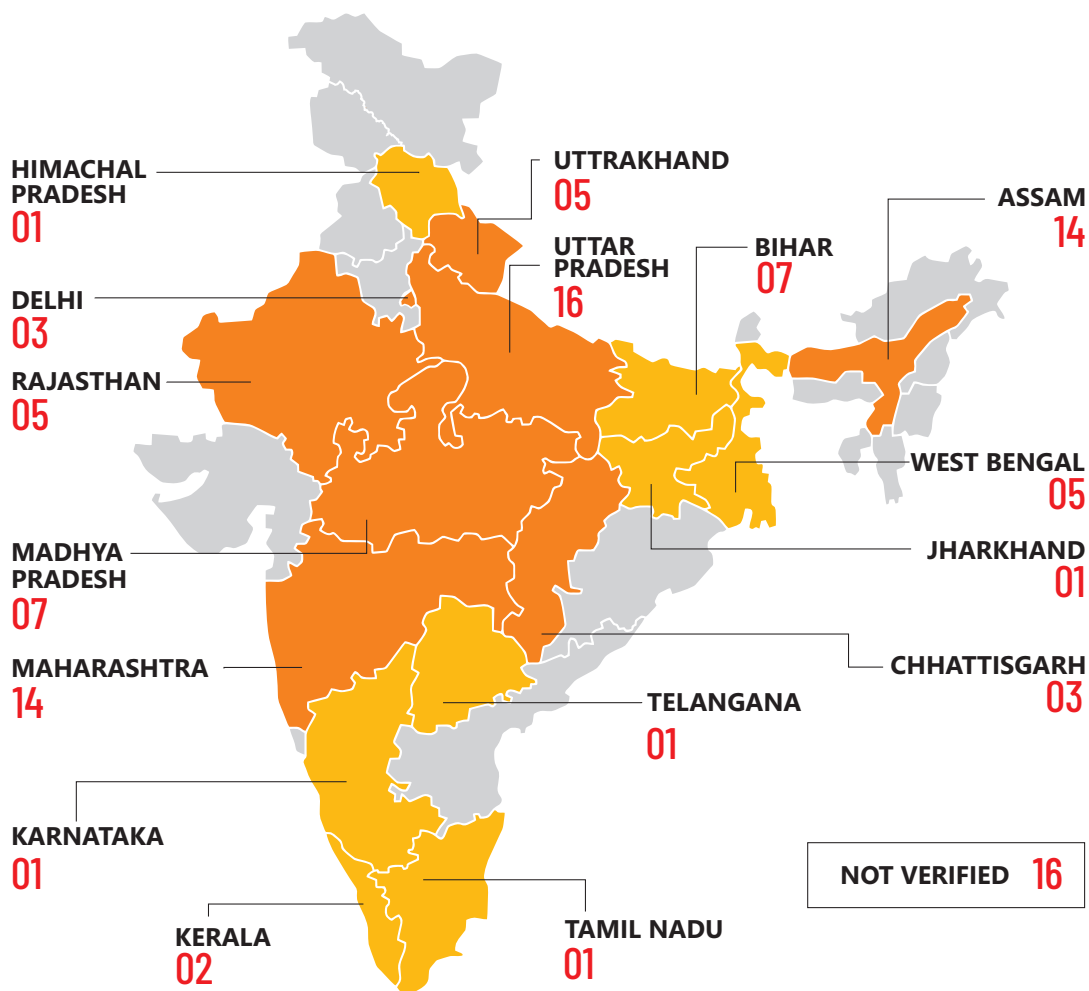
In 96 hate crimes, the Tracker was able to track the action taken. 23% of the hate crimes led to the filing of FIRs, 77% did not result in any police action. It was unable to track whether the remaining 45 cases led to any prosecutory action or not.

# Hate Speech

Most Hate Speech incidents occurred in the month of July [42].



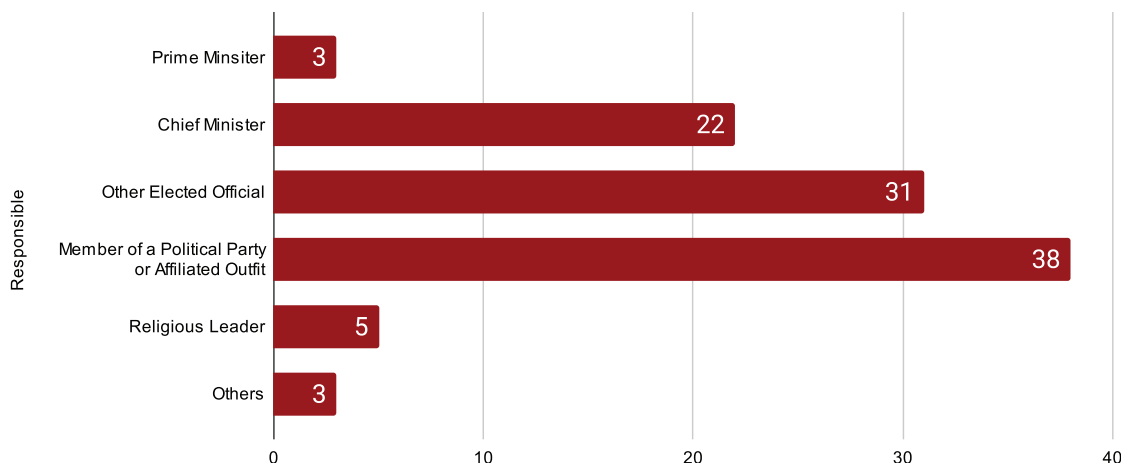
The states of Uttar Pradesh [16], Assam [14], and Maharashtra [14] were most affected.



92 Hate Speech incidents targeted Muslims, 6 targeted Christians, and 4 targeted both.

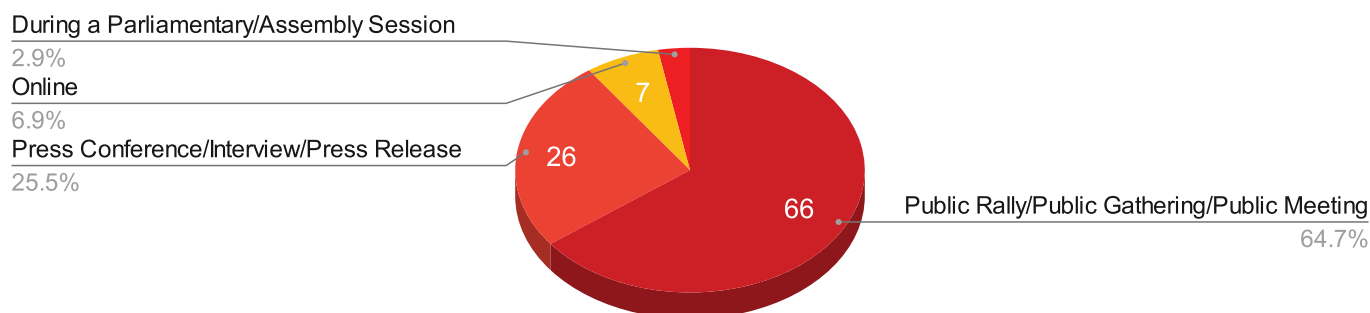
## Who is responsible for making the Hate Speech/ Incitement to hatred and violence?

Members of a Political Party or Affiliated Outfit made most hate speech/ incitement, followed by Elected Officials, and Chief Ministers.



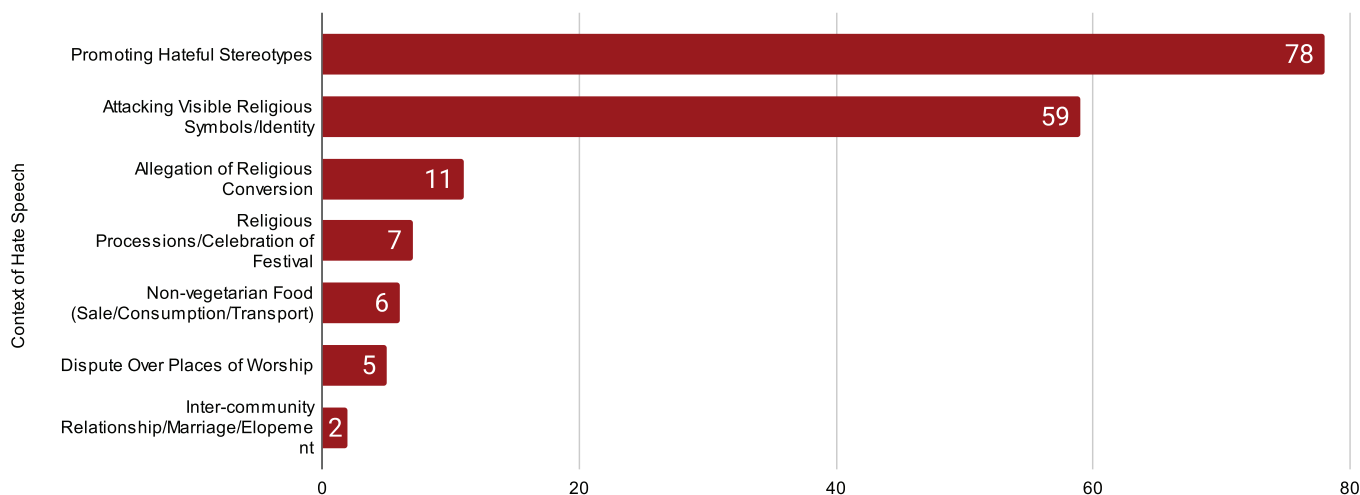
## Where was the speech made/ modality of the speech?

Most Hate Speech was made at public gatherings, followed by interactions with the press media, and lastly on online platforms.



A breakdown of the Hate Speeches made by members of political organizations revealed that most Hate Speech incidents were produced by those affiliated with the Bharatiya Janata Party [70], followed by Vishwa Hindu Parishad [7], and Bajrang Dal [7].

**Context of Hate Speech:** The majority of the Hate Speech peddled hateful stereotypes [78], followed by attacks on religiosity [59], and allegations of religious conversions [11].



**Promoting Hateful Stereotypes:** Promoting hateful stereotypes formed the context of most hate speeches. Of these, the motif of Jihad was deployed the most [31], followed by the trope of Infiltration [18], and references to the threat of demographic change [4].

### Action on Hate Speech

- 83% of hate speech incidents [102] incited violence against religious minorities in India between June and August.
- 82 of the recorded hate speech incidents met all thresholds of the Rabat Plan, while 20 met some of the thresholds.
- The Tracker was able to track the prosecution of 100 hate speech incidents. Only 4 Hate Speech incidents led to FIRs.

### Note about methodology

*The methodology is the same as that used in the previous reports of Hate Crime Tracker released by the Association for the Protection of Civil Rights. They can be accessed at the organization's website.*



# Hate Crime Tracker

Jun - Aug 2025



Association for  
Protection of  
Civil Rights

📍 E-57/1, 4th Floor, The Scholar School, Abul Fazal Enclave-1, Jamia Nagar, New Delhi-110025

☎ 011 - 41052797    ✉ [apcrindia@gmail.com](mailto:apcrindia@gmail.com)